

STATE OF THE

TEXAS WOMAN

2025

TABLE OF CONTENTS

02 Overview

03 2024 Election

12 2020 vs. 2024
Election Data

14 Stories
Behind the
Numbers

17 Takeaways &
Next Steps

19 Important
Definitions

MESSAGE FROM THE FOUNDERS

Lone Star Parity Project was born out of a desire to answer, “How many women+ run for and win elected office in Texas?” The Lone Star State is home to 254 counties, each with their own unique identity and approach to politics, community, and parity.

This State of the Texas Woman 2025 marks the fourth installment in our endeavor to answer that question. It also marks the first time we can compare data between two presidential elections. In this report, we analyze the 2024 election cycle and identify new opportunities for first-time women+ candidates.

Going into our eighth year, we’re proud to reflect on the answers and trends we’ve delivered on parity in Texas. With data compiled from four back-to-back elections, we’ve opened the door to conduct deeper analyses that were never before possible. We continue this work with excitement in pursuit of answering that burning question.

As always, thank you for taking the time to reflect on what parity means for Texas.

In strength and solidarity,



Adrianna Maberry



Brooke López

OVERVIEW

Texas women+ gained ground in the 2024 election.

Texas women+ won 25.9% of available elected seats in the 2024 presidential election, a higher rate than the 2020 election. Not only did women+ win more positions, but this election cycle also spurred a wave of historic campaigns.

Nationwide, we witnessed the first female Vice President Kamala Harris run the shortest presidential campaign in history and one of few candidates to run for president without first taking part in a primary election. Susie Wiles became the first woman to serve as White House Chief of Staff under the current administration, following her stint as campaign manager and becoming the second woman to run a successful presidential campaign.

Julie Johnson (TX CD-32), a former Texas House Representative, became the first openly gay member of U.S. Congress from a Southern state. Caroline Fairly (TX HD-87) from Amarillo became the youngest member in the Texas House of Representatives.

At the county level, Harris County elected Annette Ramirez, its first Latina as Tax Assessor-Collector, and Fransheneka “Fran” Watson, its first Black woman as Probate Judge. Orange County elected Krispen Walker as the first woman elected as District Attorney.

In local politics, a group of three women, coined the “Mama Bears”, formed an all-women slate and swept the election for Conroe ISD school board.



Julie Johnson (TX CD-32)



Caroline Fairly (TX HD-87)



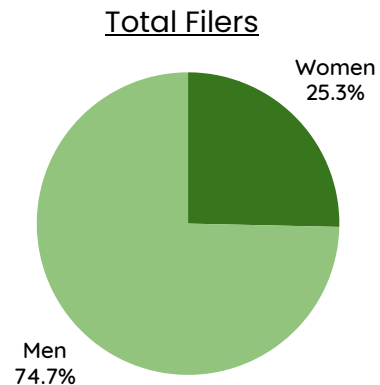
Fransheneka Watson

2024 PRESIDENTIAL ELECTION

How many women+ filed?

Filing for office means an individual submitted an application for a spot on the ballot. In a campaign, filing to run for office is the first step.

1,145 women+
out of 4,517 total candidates



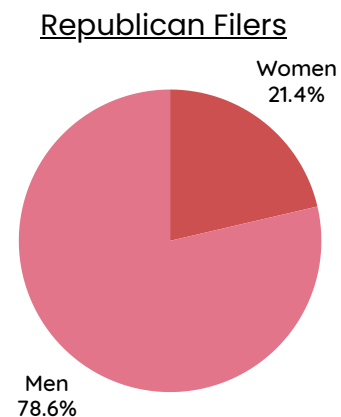
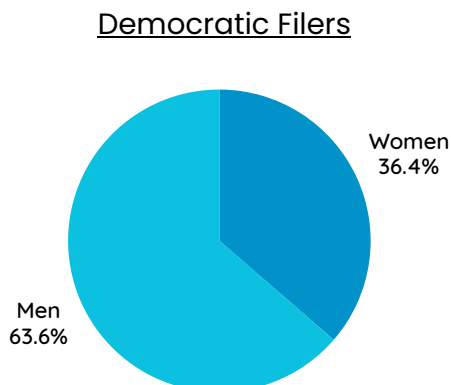
Democrats vs. Republicans: Filings

More Republican women+ filed for office than Democratic women+.

437 women+
out of 1,202 total candidates

708 women+
out of 3,315 total candidates

Democratic women+ made up a greater percentage of their party filers than Republican women+ compared to their male counterparts.



2024 PRESIDENTIAL ELECTION

How many women+ won their primary election?

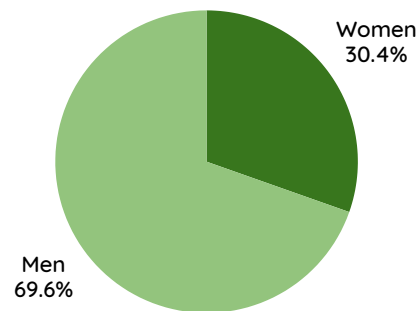
Primary elections only exist in partisan elections, meaning candidates who run for a specific political party. The goal of a primary election is to narrow down the candidate representing the Democratic party or Republican party for the November general election. For the 2024 election cycle, the primary elections occurred March 5, 2024.

Uncontested Primary Elections

Uncontested primaries are primary elections where only one individual runs for a party's nomination for a position, meaning there is no opponent. 2,059 people ran uncontested in their primary election. Of those candidates, 626 were women+, making up roughly 30.4% of uncontested primary candidates.

626 women+
out of 2,059 uncontested candidates

Total Uncontested Primary Candidates

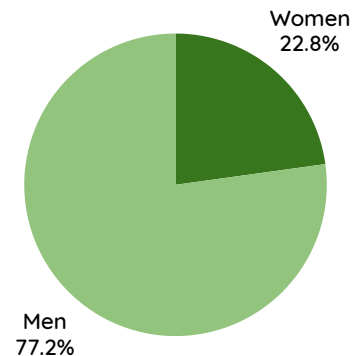


Contested Primary Elections

Contested primaries are primary elections where more than one individual from a certain party filed to run for a specific position. Our contested primary statistics include results from runoff elections, which are special elections where a majority winner was not established in a crowded primary election and the top two candidates run against one another again. 960 individuals won their contested primary election. 219 of those winners were women+. That means 22.8% of contested primary winners were women+.

219 women+
out of 960 contested winners

Total Contested Primary Winners



2024 PRESIDENTIAL ELECTION

Democrats vs. Republicans: Primary Elections

The total primary winners includes contested, uncontested, and runoff winners. More Republican women+ ran in the primaries than Democratic women+. Democratic and Republican women+ won contested primaries at near exactly the same rate, just under 74% and far above their male counterparts.

322 women+

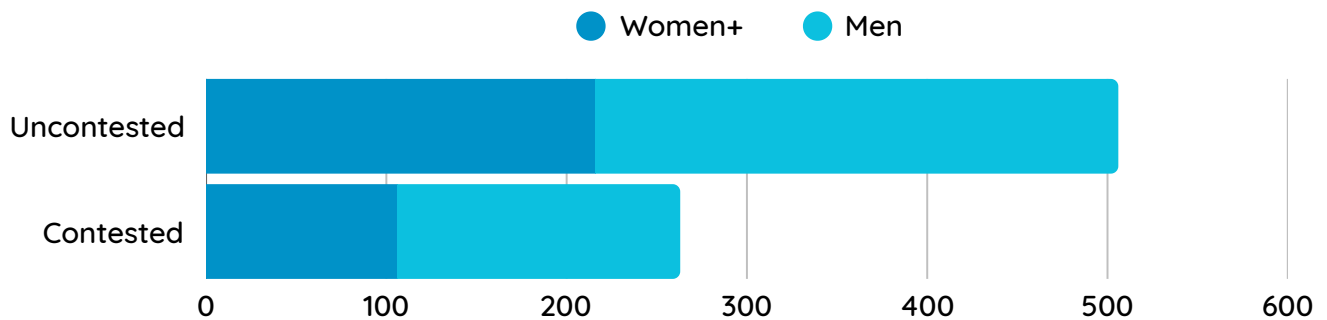
out of 769 Democratic primary winners

523 women+

out of 2,250 Republican primary winners

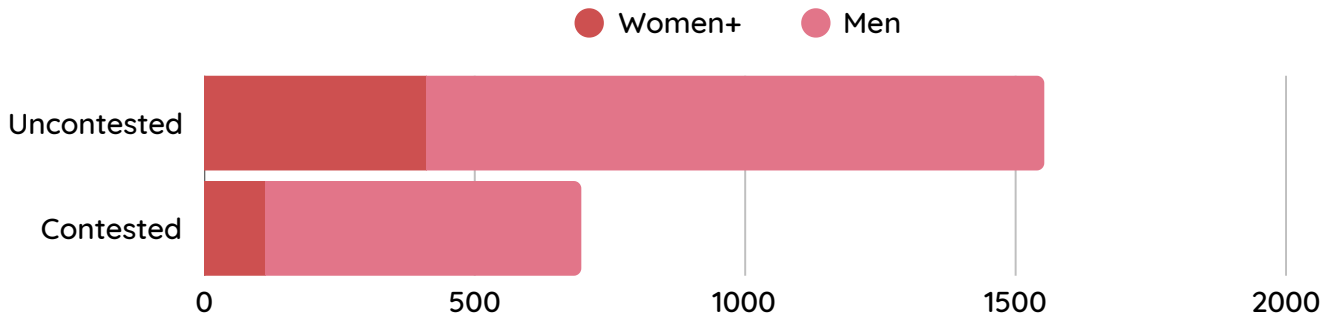
Of 769 Democrats that won primary elections, 322 were women+. 506 of those Democrats ran uncontested, meaning they automatically won their primary elections upon filing, and 216 of those uncontested winners were women+. Democratic women+ won 48.0% of their contested primary races, far outpacing Democratic men at 33.1%.

Democratic Primary Election Winners



Of 2,250 Republicans in the primary elections, 523 were women+. 1,553 of those Republicans ran uncontested and 410 of those uncontested winners were women+. Republican women+ won 37.9% of their contested primary races, slightly lagging behind Republican men at 39.9%.

Republican Primary Election Winners



2024 PRESIDENTIAL ELECTION

How many women+ won their general election?

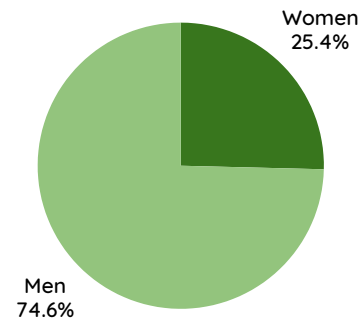
General elections are elections where the candidate with the most votes wins the position. Presidential elections are general elections that occur every four years and includes the race for United States President. For the 2024 cycle, the general election occurred November 5, 2024. Of 2,600 general election winners, 673 were women+.

Uncontested General Election

An uncontested general election is an election where one individual runs for a position, meaning there is no opponent. 2,150 people ran uncontested in their general election. Of those candidates, 546 were women+, making up roughly 25.4% of uncontested general candidates.

Total Uncontested General Candidates

546 women+
out of 2,150 uncontested candidates

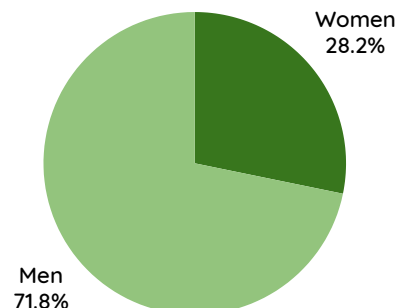


Contested General Election

A contested race in a general election includes races where there are two or more candidates on a ballot for a position. If the race is partisan, there is one candidate from each political party. If the race is nonpartisan, there are two or more candidates vying for the same position. 450 individuals won their contested general election, 127 of which were women+.

Total Contested General Winners

127 women+
out of 450 contested winners



2024 PRESIDENTIAL ELECTION

Democrats vs. Republicans: General Elections

The total general election winners include contested and uncontested winners. Republican women+ won their general elections at a much higher rate than Democratic women+, due to the large amount of uncontested races in most counties.

192 women+

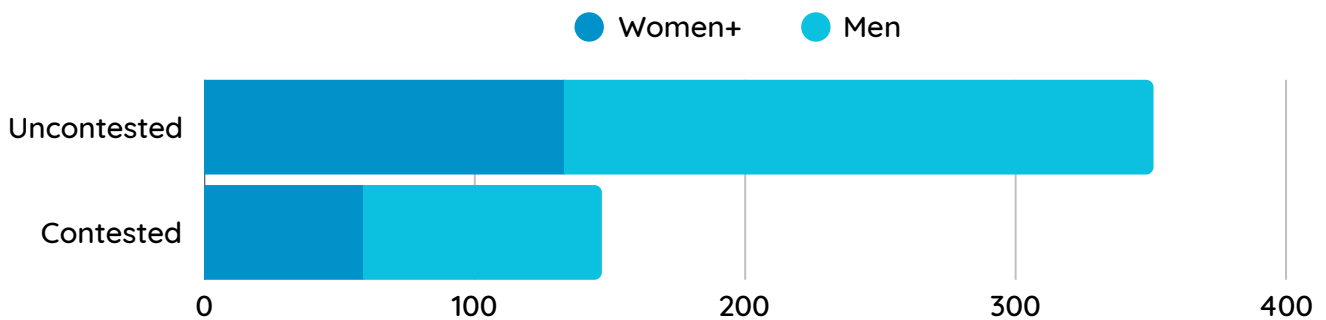
out of 498 Democratic general winners

481 women+

out of 2,102 Republican general winners

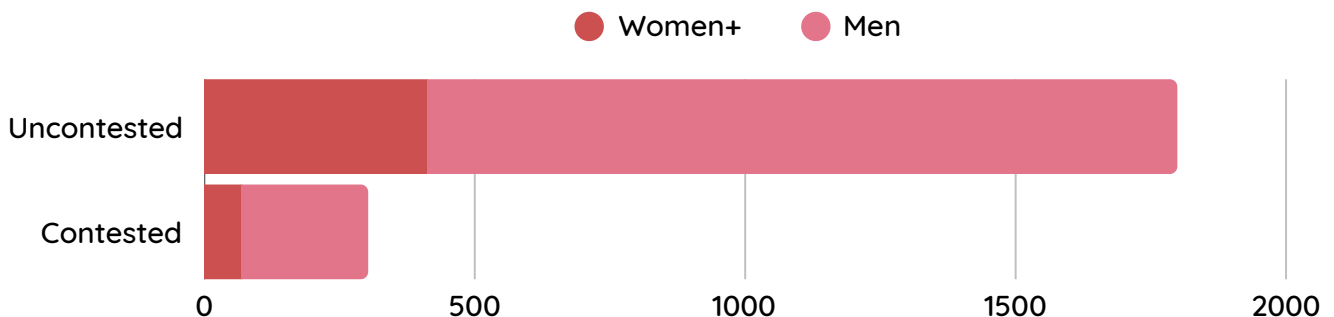
Of 498 Democrats that won general elections, 192 were women+, making up 38.6% of their party's winners. 351 of those Democrats ran uncontested, automatically winning their general elections. Democratic women+ won 133 of those uncontested races and 59 contested races.

Democratic General Election Winners



Of 2,102 Republicans in the general elections, 481 were women+, making up 22.9% of their party's winners. 1,799 Republicans ran uncontested, with Republican women+ winning 413 of those uncontested races and 68 contested races.

Republican General Election Winners



2024 PRESIDENTIAL ELECTION

Which elected offices have the most women+ serving?

There are 14 elected offices in Texas that were available in the 2024 election that have women+ serving at or above parity.

Elected Offices At or Above Parity		
Position	# of Women+ Elected	% of Women+ Elected
Joint County Clerk/District Clerk	8	100%
Railroad Commissioner	1	100%
County Clerk	11	91.7%
County Treasurer	20	90.9%
District Clerk	10	90.9%
Probate Court Judge	4	80%
County Tax Assessor-Collector	90	79.8%
County Criminal Court at Law	3	75%
County Judge	2	66.7%
Criminal Judge	4	66.7%
Texas Court of Appeals Justice	22	55%
County Court at Law Judge	15	51.7%
Texas Court of Criminal Appeals Justice	1	50%
State Board of Education Member	4	50%

Positions like County Treasurer, County Clerk, District Clerk, and Tax Assessor-Collector continue to be dominated by women+. This is supportive of our previous finding that women+ tend to hold "behind-the-scenes" positions at a higher rate than men. Behind-the-scenes positions are roles that rarely receive a political spotlight, but maintain significant operational responsibility. Additionally, judgeships like Probate Court Judge, County Criminal Court at Law, and Texas Court of Appeals Justice among others, are maintaining or nearing parity in women's representation.

2024 PRESIDENTIAL ELECTION

The most populous offices are elected offices that have the largest number of seats available during the 2024 election cycle. Though there are more offices available for election, these positions do not always correlate with those elected at or above parity.

Most Populous Elected Offices			
Position	# of Elected Seats	% of Women+ Elected	Parity Level
County Constable	648	4.3%	Far Below
County Commissioner	513	10.1%	Far Below
Sheriff	244	4.1%	Far Below
County Tax Assessor-Collector	238	79.8%	At or Above
District Judge	235	44.7%	Near
County Attorney	192	32.3%	Below
State House Representative	150	35.3%	Below
District Attorney	80	26.3%	Below
Justice of the Peace	76	43.4%	Near
Texas Court of Appeals Justice	40	55%	At or Above
U.S. House of Representatives	37	18.9%	Far Below
County Court at Law	29	51.7%	At or Above
County Treasurer	22	90.9%	At or Above
State Senator	15	40%	Near

Only 4 of the most populous positions are at or above parity, which means 50% or more of all seats available for that position were won by women+ in the 2024 election. The most populous office held by women+ is County Treasurer with women+ winning 90.9% of the available seats in 2024. The 3 most populous offices (Constable, County Commissioner, and Sheriff) are far below parity, meaning women+ won less than 20% of all seats available during the 2024 election.

2024 PRESIDENTIAL ELECTION

What counties elected the most women+?

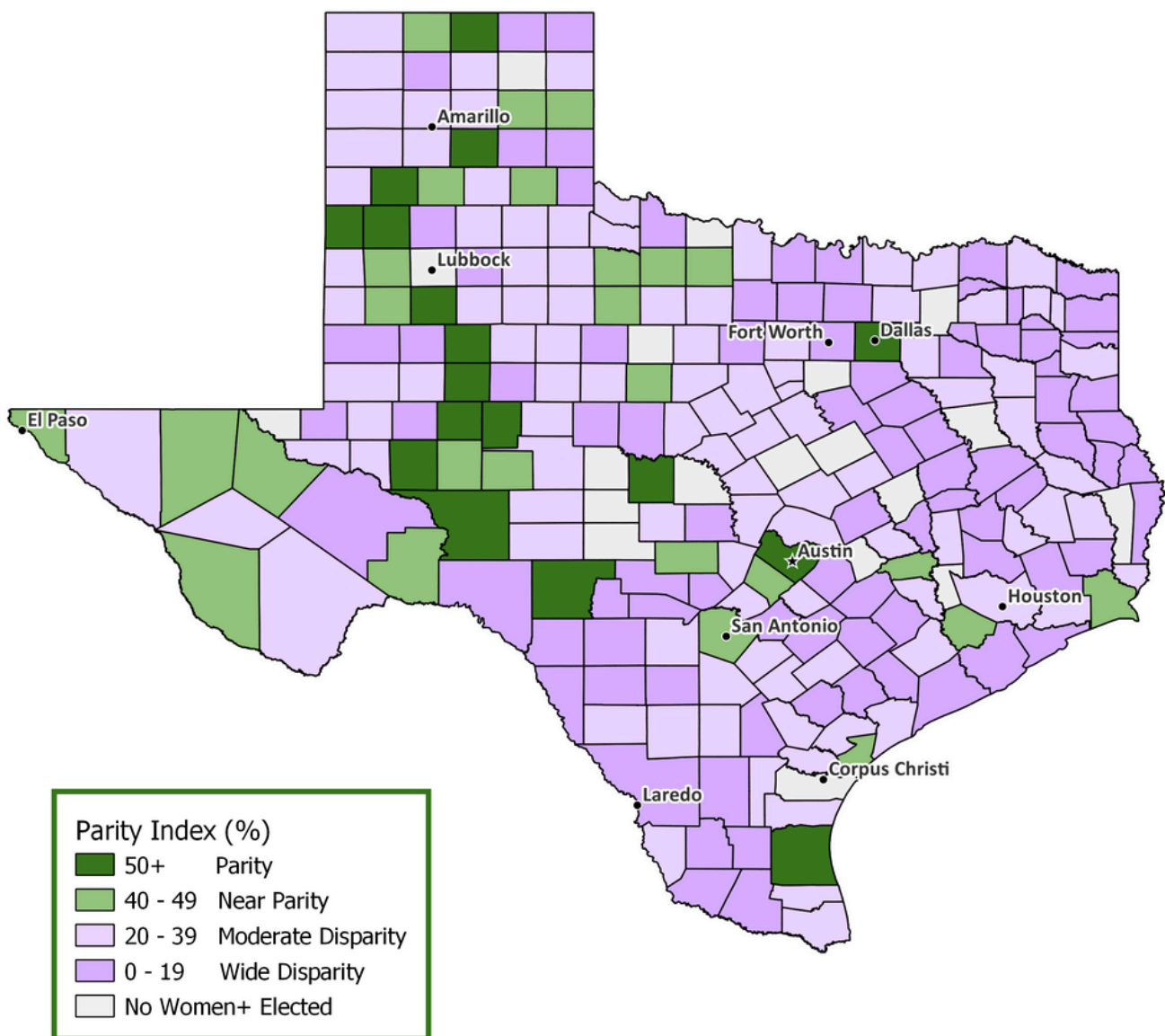
There are 17 counties out of 254 total counties in Texas that elected women+ at or above parity in the 2024 election cycle for positions available in that county, meaning all countywide positions saw women+ winning 50% or more of those seats. 10 more counties reached parity in 2024 election cycle than in the 2020 election cycle.

Counties At or Above Parity			
County	# of Available Seats	# of Women+ Elected	% of Women+ Elected
Dallas	7	5	71.4%
Crockett	6	4	66.7%
Glasscock	6	4	66.7%
Howard	8	5	62.5%
Bailey	7	4	57.1%
Travis	14	8	57.1%
Armstrong	4	2	50%
Borden	4	2	50%
Castro	6	3	50%
Edwards	6	3	50%
Hansford	6	3	50%
Kenedy	6	3	50%
Lamb	6	3	50%
Lynn	4	2	50%
McColloch	6	3	50%
Sterling	6	3	50%
Upton	6	3	50%

2024 PRESIDENTIAL ELECTION

Geographic representation across the state is an important intersection of parity. Below is a map showing parity levels by county. Only 17 of the 254 counties elected candidates at parity in 2024, all of which are listed in the previous page. Counties in West Texas saw the largest regional increase in women’s representation, as shown in the map below.

2024 Texas Parity Map



2020 VS. 2024 ELECTION RESULTS

2020 and 2024 were both presidential election cycles, meaning voters saw candidates for United States President on their ballots during the general election. With data from both election cycles, we are able to make meaningful findings specific to presidential elections.

How many women+ filed?

More women+ filed to run for elected office in 2024 than they did in 2020.

1,091 women+

2020

1,145 women+

2024

How many women+ won their general election?

More women+ won elected office in 2024 than they did in 2020, a 3.6% increase towards parity .

570 women+

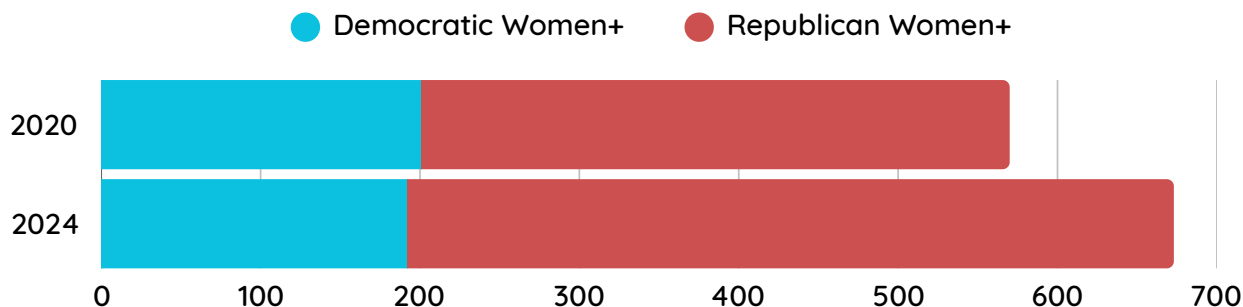
2020

673 women+

2024

Democrats vs. Republicans: who elected more women+?

Republican women+ saw a spike in elected office wins in 2024 compared to 2020 with 100+ more Republican women+ winning. Meanwhile, less Democratic women+ won in 2024 than they did in 2020. In 2024, 192 Democratic women+ won while 481 Republican women+ won. In 2020, 201 Democratic women+ won while 369 Republican women+ won.



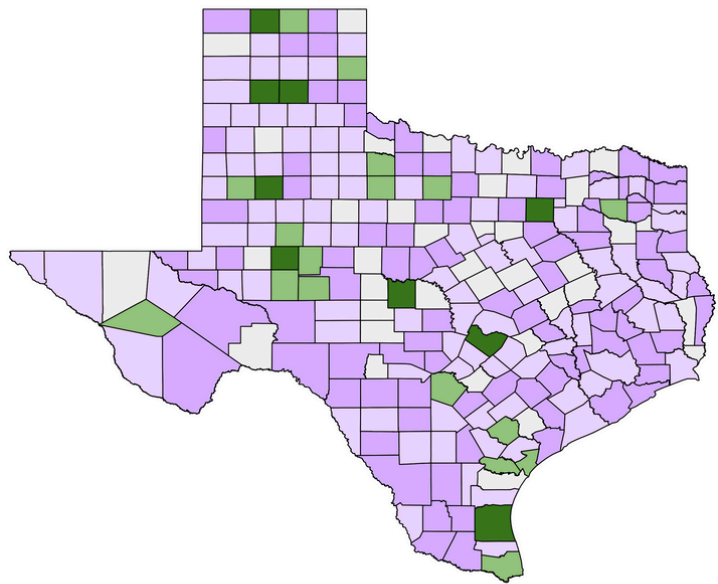
2020 V 2024 ELECTION RESULTS

What counties elected the most women+?

These counties elected the most women+ into countywide positions during the 2020 and 2024 election cycles. Only 4 counties maintained a position in the top 10: Dallas, Travis, Armstrong, and Glasscock. Most of these counties in the top 10 saw an increase in representation.

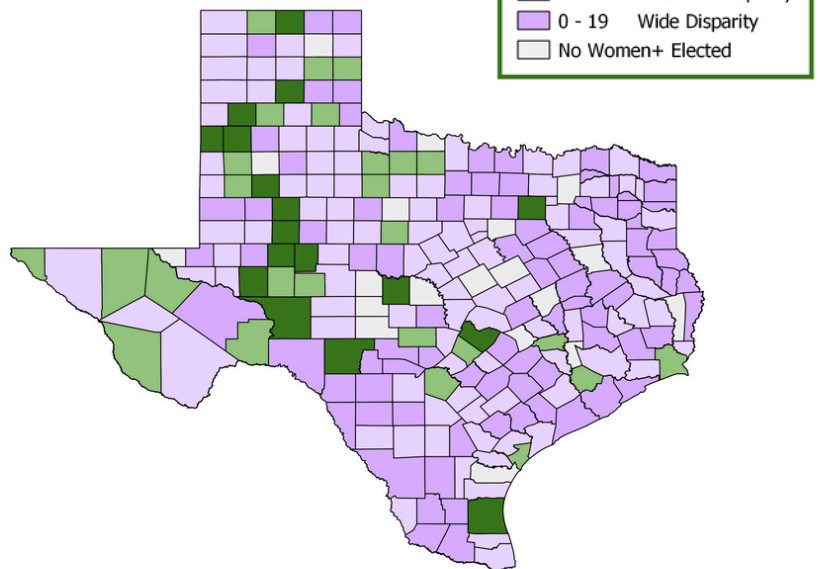
2020	
County	% of office held by women+
Armstrong	60%
Lynn	60%
Sherman	60%
Dallas	50%
Glasscock	50%
Kenedy	50%
McColloch	50%
Randall	50%
Travis	50%
San Patricio	45%

2020 Texas Parity Map



2024	
County	% of office held by women+
Dallas	71.4% ↑
Crockett	66.7% ↑
Glasscock	66.7% ↑
Howard	57.1% ↑
Bailey	57.1% ↑
Travis	50% ●
Armstrong	50% ↓
Borden	50% ↑
Castro	50% ↑
Edwards	50% ↑

2024 Texas Parity Map



STORIES BEHIND THE NUMBERS

On top of crunching the numbers from the 2024 election cycle, we also interviewed women+ from across the Lone Star State over the last two years. Read their stories on our website at www.lonestarparityproject.org/posts.

Grassroots Changemakers

Activists who accomplished significant change



Kori Delapeña

Advocated for Cati's Act, a bill aimed at preventing childhood drownings, in honor of her six-year-old daughter



Dr. Cody Pyke

First transgender woman to serve on the Board of Trustees for the Harris Health System



Tsion Amare

Project Manager for Environmental Defense Fund and former candidate for Texas House of Representatives District 113



Katherine Herrera

Field Director for Bexar County chapter of Texas Latino Conservatives

STORIES BEHIND THE NUMBERS

Captivating candidates

Candidates who shaped Texas politics this term



Casey Curry

Nonpartisan candidate for Houston City Council and former meteorologist for Houston area



Aurelinea "Lina" Prado

Republican candidate for Bexar County Commissioner's Court, Precinct 1



Lauren Davis

Former candidate for Dallas County Judge that ran for chair of the Dallas County Republican Party



Holly Taylor

Ran for Texas Court of Criminal Appeals, the state's highest court for criminal cases



Michelle Vallejo

Hidalgo County native and former candidate for Texas Congressional District 15 both in 2022 and 2024

STORIES BEHIND THE NUMBERS

The Honorables

Public officials who represent the Lone Star State



Lauren Ashley Simmons

Elected to Texas House of Representatives District 146 after her viral speech during Houston ISD board meeting



Staci Childs

Serves on State Board of Education for District 4 which includes portions of Houston



Maria Berriozábal

Local activist and first Latina elected to San Antonio City Council in 1981



Erin Gámez

First woman elected to Texas House of Representatives District 38, covering Brownsville, and was youngest in the House when elected



Annise Parker

President and CEO of Victory Institute, a non-profit elevating LGBTQ leaders into government, and 61st Mayor of Houston

TAKEAWAYS

What are the main findings?

These are the key takeaways we can't stop thinking about from the 2024 election data.

Women+ gained ground in 2024, courtesy of Republican women+




Women+ won 25.9% of available elected seats in the 2024 election, which was higher than the 22.3% of seats women+ won in 2020. That 3.6% increase is primarily attributed to wins made by Republican women+, who won 71.5% of all seats won by women in 2024. Though Republican women+ gained more seats in 2024, Democratic women+ make up a larger block of their party's elected officials.

Opportunity exists in uncontested races



58% of all elected positions were won in uncontested races, meaning one candidate won the race by default for simply showing up. 1,087 out of 1,510 (71.9%) uncontested positions are held by men. Women+ across the political spectrum have the opportunity to increase representation by challenging uncontested candidates.

More answers lie in the pipeline to elected office



Additional research is needed to understand why certain types of elected office remain stubbornly low in women's representation. Women+ are overly represented at above 80% in administrative positions like Clerk, Treasurer, and Tax Assessor-Collector while they make up less than 1/3 of policy positions in County Commissioners Courts, the Texas Legislature, and Congress. Curiously, judgeships remain some of the most gender-balanced elected positions across Texas.

NEXT STEPS

Where does Texas go from here?

Women+ are slowly, but surely, gaining ground. With that said, there is much work left to do to reach parity in Texas. More resources need to be allocated to women+ candidates during presidential elections. As it stands, women+ see greater success in midterm elections, as evidenced by nearly achieving parity during the 2022 election. Further, research efforts do not currently capture the pipeline to elected office beyond the county level, leaving large information gaps that could shed more light on the journey to parity in Texas.

How do we reach parity?

Below are some of Lone Star Parity Project's initiatives and goals to support and achieve parity in Texas.

1

EXPAND TEXAS 254 WOMEN+

We are comparing women's stories from each of Texas' 254 counties, giving us an insight into differences based on geographic spread.

2

EXPLORE CITYWIDE DATA

We hope to expand our research into citywide data, capturing how many women+ run at the municipal level, in addition to county, districts, and statewide.

3

ADD GENDER TO THE APP

Everyone has to file an application to run for office in Texas which captures personal information like residency. We recommend including gender on these applications.

4

LAUNCH INCLUSIVE SURVEY

We hope to launch a survey, capturing qualitative traits of elected officials such as ethnicity, military background, and socioeconomic status.

IMPORTANT DEFINITIONS

Texas Politics: When we use the term “Texas politics”, our entity is referring to any changes entering or resulting from activism in the political sphere of Texas. This includes work that is accomplished outside of Texas state barriers so long as it affects or impacts persons from Texas. When we use the term “politics”, this is not limited to public officials or candidates. We are charged with the duty to gain the perspective of people who are outside of the formal structure of Texas government to gather clarity and insight on the political process. Additionally, we do not limit our research to the traditional understanding of “Texans”; we include any people who are born, raised, or currently reside in Texas, regardless of their background.

Women+: For the purpose of our entity, women+ is defined as any person who identifies as a woman. This definition is inclusive and not limited to transitioning, transgender, questioning, non-binary, gender fluid, and gender non-conforming persons. This expanded definition is represented by the plus sign.

Intersectional: Intersectionality is the cross-section of various identities, both physical and non-physical, that a person identifies with. An intersectional woman is a woman+ that identifies with a variety of communities and interests.

Near Parity: The term “near parity” is our own coined term which indicates that an entity is close to reaching an equal state of representation between men and women. For report purposes, near parity will represent areas with women+ serving in 40%-50% of all elected offices in a given area.

Parity: The term “political parity” refers to an equal state of representation for intersectional women+ across all levels of government. We view an “equal state of representation” as a proportional number of women+ and men elected that actively represent the interests of the community from which they hail. Percentage wise, this would mean women+ serving at 50%.

ACKNOWLEDGEMENTS

Lone Star Parity Project cannot express its full gratitude to the incredible team that brings these reports to the public. Without the essential determination and diligence of the LSPP team, this report would not have been possible. Thank you to our staff and everyone who has dedicated their time to this project over the years.

Lone Star Parity Project is advancing women+ in Texas politics by amplifying voices and magnifying research.

No one knows how many women+ make up the thousands of countywide, judicial, and municipal seats across 254 counties in Texas (or the rest of the nation). We are the leading entity aggregating these numbers and stories statewide. Our novel approach builds the most comprehensive database of its kind that shows how many women+ file, run, and win public office in the Lone Star State.

Contact

www.lonestarparityproject.org
info@lonestarparityproject.org